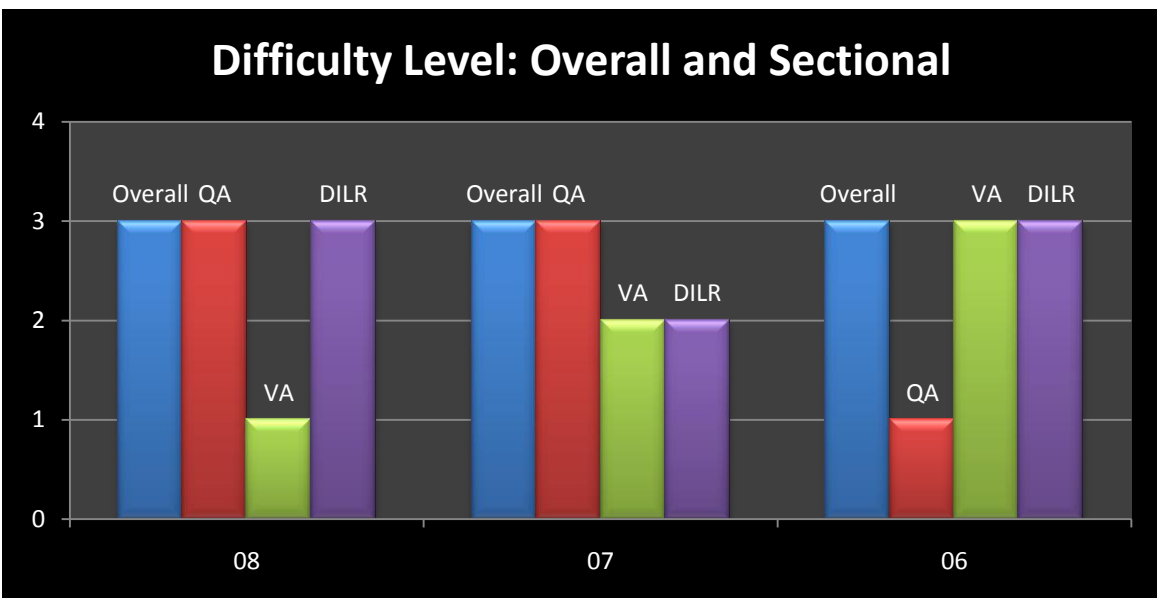
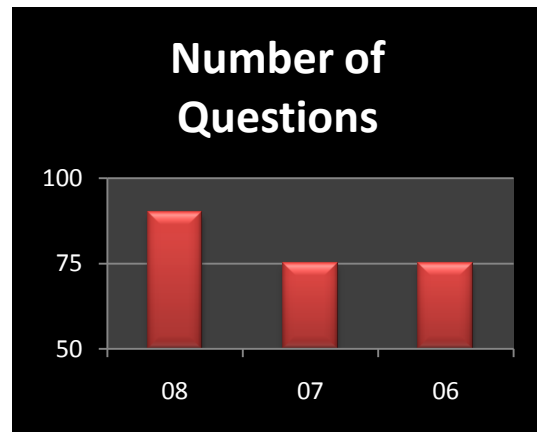
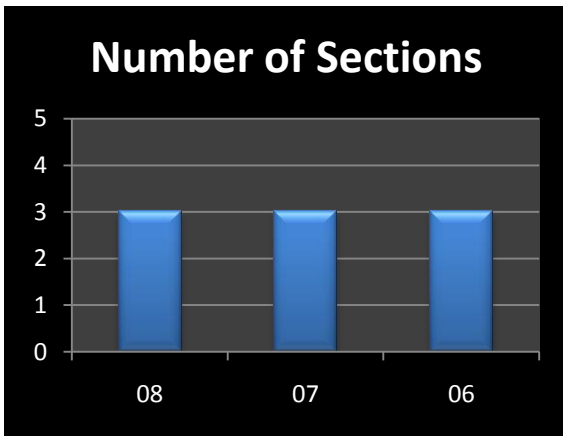


# CAT 2008 Analysis

## Overall Analysis:

The two things that were different from last year were the increased weightage of the English section and the reduced number of questions per set in the data interpretation section. The difficulty levels were reduced in the Verbal Ability section, but maintained in Quantitative Ability and Data Interpretation and Logical Reasoning sections.

A good strategy to exploit these changes was to attempt more questions in English and maintain high accuracy in DI. A balanced attempt of 13 – 14 questions, in both DI and Math, and 25 questions in English will give you a good score.



Sectional Analysis: Overview



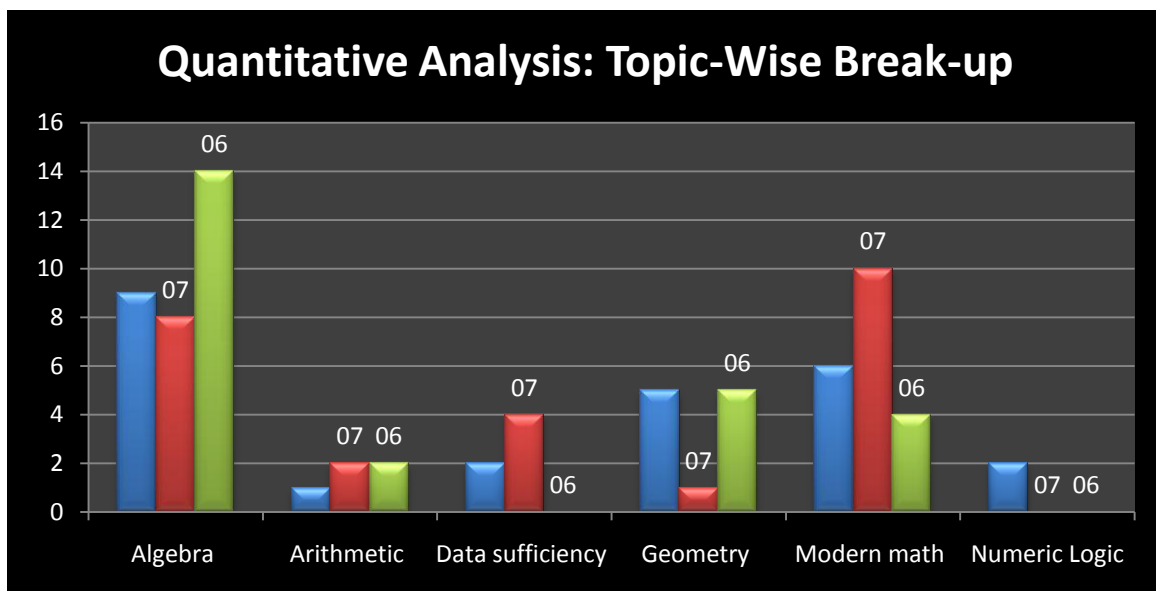
## Quantitative Ability

At the first look, the questions seemed standard and familiar. Most of the questions had to be solved using a more logical than formula-based approach. However, a few of the questions required involved mathematics, surprisingly including higher mathematics in one question.

As in the past, there were questions that were purely logic-based. The paper was all about choosing the right questions. Some questions required knowledge of mathematical formulae. A majority could be solved using non-rigorous tricks like substituting options or extrapolation.

The level of difficulty was comparable to last year. Geometry made a comeback this year, while Modern Maths questions reduced in number. There were very few arithmetic questions.

A good strategy was to look for easy questions. It was possible to attempt 13-14 questions, and aim to get 10-12 right.

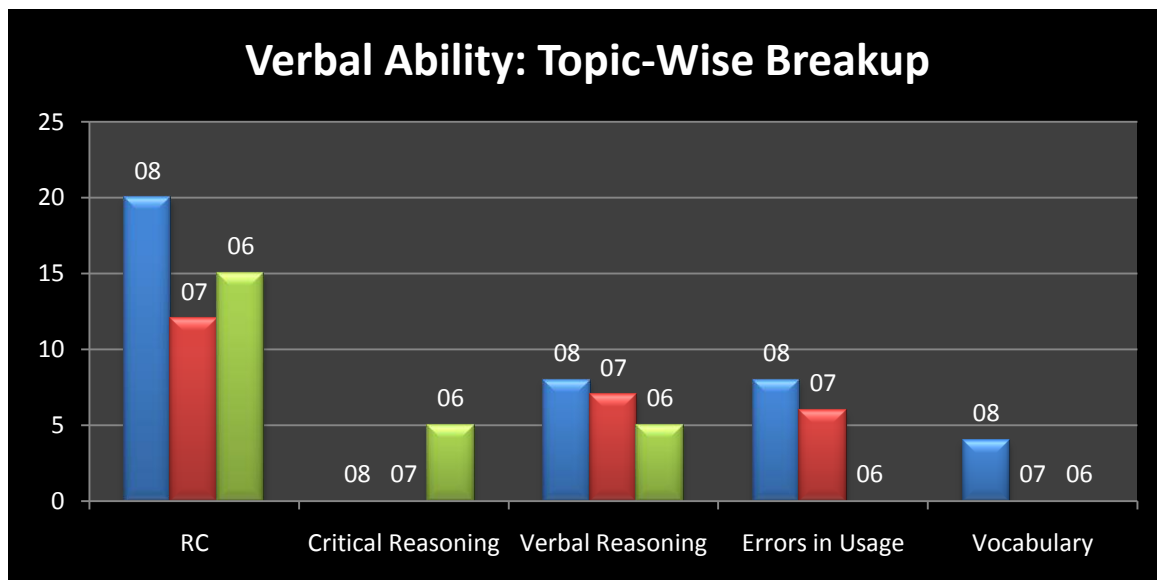


## Verbal Ability

Verbal Ability was about speed, and your power of observation. The weightage for the section increased: the number of questions increased to 40, while the marks for each question were still the same. The questions were reminiscent of pre-2005 CAT with simpler questions as compared to 2007, and 2006. However, attention to detail was paramount, especially the grammar questions that involved spelling and punctuation.

Reading comprehension questions were simpler. The difficulty level of the passages went down - a major relief. A number of questions could be easily linked to specific parts of the passages, leading to fast and accurate attempts. It was possible to read the questions first, and mark the answer as you read the passage.

The ideal attempt strategy was to attempt more questions - around 25.

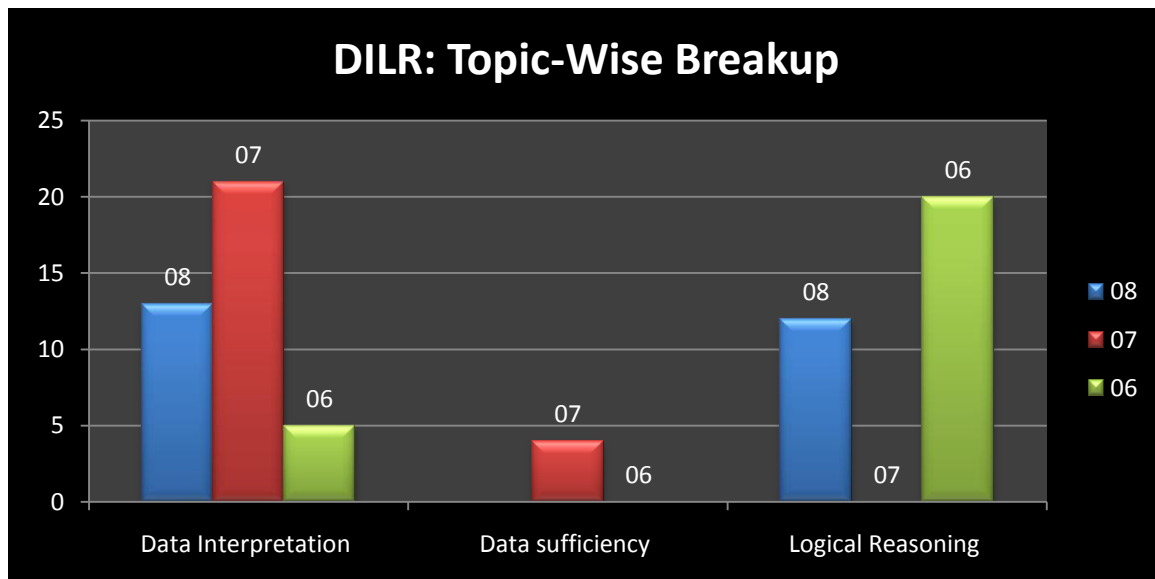


## Data Interpretation and Logical Reasoning

Continuing from CAT 2007, there were enough traditional DI questions. One was expected to calculate percentages, differences, manipulate quantities and the like. There were quite a few doable questions that would help you reach closer to the desired sectional scores.

However, the section was tougher than CAT 2007. There were some marked changes. Logical reasoning questions made a comeback after being conspicuously absent last year (they had made a thumping entry in CAT 2005 and CAT 2006). Most of the questions were deceptively tricky, hence which ones to be attempted and which ones to left was a time consuming decision. In fact, in most questions, one needed to start attempting the question and then decide on the need to attempt or skip that question.

Due to a combination of all these reasons, the overall attempts and consequentially the required cut-offs for DI LR would go down.



**Cut-offs:**

Below are the expected sectional and overall cut-offs:

Sectional Cut-offs:

Section	Cut-off
QA	34-37(Out of 100)
DILR	32-35(Out of 100)
VA	48-52(Out of 160)

Overall Cut-offs:

To get 1 IIM Call	126+
To get 2-3 IIM Calls	134+
To get more than 3 IIM Calls	142+